



Caring for your home

# Conservatory Range



# Why choose **Progress...**

Progress Windows is a family owned supplier and installer of high quality uPVC windows, doors, roofline and conservatories.

Over the years we have built an exceptional reputation through good service and quality products. Our showroom is based on Westfield Road in Hinckley, we would love you to come and visit us where our friendly team are happy to help, and every member of the team is an expert in their field.

We have made it our mission to ensure that the products we offer are of the highest quality, as secure as possible, energy efficient saving you money and just as importantly, make your home aesthetically pleasing. We work closely with our trusted suppliers to be able to achieve this. We are proud to offer you a local service above the rest.

We enjoy what we do and are looking forward to working with you.

## Conservatory Styles

<b>Victorian</b>	<b>5</b>
<b>Edwardian</b>	<b>7</b>
<b>Lean-To</b>	<b>9</b>
<b>P-Shape</b>	<b>11</b>
<b>Gable End</b>	<b>13</b>
<b>Roofing Option</b>	<b>15</b>

## Door styles

<b>Bi-Fold</b>	<b>17</b>
<b>Patio</b>	<b>19</b>
<b>French</b>	<b>21</b>

## Finishing touches

<b>Colour and finish</b>	<b>23</b>
<b>Step by Step</b>	<b>25</b>
<b>Buyers guide</b>	<b>27</b>





5



19



11



16




15

# Contents



13







**The perfect  
transition  
between home  
and garden...**





# Victorian Conservatory

Predominantly glazed and often featuring a dwarf wall, Victorian conservatories continue to enjoy their status as timeless favourites, but vast improvements in the materials and components used in their construction have given these modern classics substance as well as style.

Lending themselves to a whole host of property types, Victorian conservatories offer the owner a private retreat with excellent outside views. The beautiful finials that line the roof add a lavish finishing touch.



# Edwardian Conservatory

The rectangular shape of Edwardian conservatories affords you with maximum floor area and allows for sunlight to flood inside.

It's amazing what a difference the extra floor space of a larger conservatory makes to its flexibility and the options that it offers to the household. These conservatories offer genuine, multifunctional space which can be enjoyed by every generation of your family for living, dining, working and playing.





A conservatory is one of the most cost-effective ways to add space to your home.









# Lean-To Conservatory

Popular and cost-effective, lean-to conservatories are ideal if you have limited space. They are also perfect for bungalows where there can be height restrictions.

The simple shape of a lean-to conservatory means it is straightforward to build and one of the most cost-efficient ways to extend any home. Seamlessly blend the subtle, angled-roof structure into your garden to complement your property, rather than overshadow it.











**A conservatory  
completes a property...**





# P-Shaped Conservatory

The P-shape conservatory combines a mix of Edwardian or Victorian styles and is ideal for creating maximum space while keeping a sense of proportion in the property.

P-shaped conservatories are an imposing addition to any home and will help to create a feeling of luxury and grandeur. They are quite literally unique and are ideal for people who have a very clear idea about what their dream home looks like.





# Gable End Conservatory

Gable Conservatories are an ideal way of adding a touch of luxury to your home. The shape and design allows for more room to be added to the home while allowing light to flood in.

The gable front of the conservatory adds style and also maximises light coming into the room, while the height of the conservatory gives the room a feeling of space. The gable roof provides a grand and stunning impact both inside and out.













# Roofing options

The amount of external light, warmth and noise that your new orangery or conservatory receives is influenced heavily by your choice of roof covering, as well as the glazing in windows and doors. There are a number of roof options to choose from, each of which present a different proposition.

## POLYCARBONATE

The intelligent design of polycarbonate sheets helps maintain a comfortable room temperature, regardless of the weather outside

Popular shades of polycarbonate include clear, bronze and opal, and the full range presents you with yet another chance to further personalise your investment.

- Double thickness, chambered 35 mm.
- The economic choice.
- Available in clear, opal, bronze and bronze-opal.

## GLASS

The crisp and sophisticated finish of a glass roof facilitates a pure outlook and also minimises the noise impact of rain and hail.

From the outside a glass roof simply matches your glazed windows and doors more closely and is in harmony with the rest of the house.

- A glass roof provides the ultimate in solar control
- Glass is the best choice for noise reduction.
- Self cleaning glass is available

## SOLID ROOF

Bright, spacious and airy, your conservatory is a great addition to your home. But changing temperatures can make it uncomfortable to be in – too hot in summer and too cold in the winter months.

A tiled roof is the perfect solution. Combining high-quality precision engineering with attractive styling inside and out, you'll be adding valuable extra usable space to your home without the high cost of building an extension. Choosing roofing tiles that match those of the main building will keep your house and extension in-sync and solid roofs can also be used to refurbish an existing orangery or conservatory.







# Bi-Fold Doors

Unlike a sliding patio door, that remains only half open, Bi-fold doors fully open to seamlessly connect your living space with your terrace, patio or garden.

In seconds you can open up a full wall and almost eliminate the boundaries between the indoors and outdoors. Bi-folding doors are available in numerous configurations, consisting of anything from two panes to seven.















# Patio Doors

Where space is at a premium the Patio Door is the ideal solution. Available in numerous configurations, patio doors can be used to create numerous opening effects and solve space-related issues.

Increased light and enhanced views are guaranteed courtesy of the large expanse of glass compared to traditional doors.






# French Doors

Channel twice as much light into your home and, when required, provides double the access and ventilation of a standard hinged door which is ideal during social gatherings or periods of hot weather.

Traditionally associated with outdoor patios and decked areas a French door can also be used internally to connect a kitchen, living or dining room with the new conservatory indoor space.









# Colour and finish

More and more homeowners are specifying colours such as cream, grey and green when choosing their conservatory.

This choice is often designed to complement the existing features of their property, or indeed their personality, and the result is something that is far from the stereotypical image of a classic conservatory.

Even if you already have a very good idea about what you're after, there's still plenty to consider such as whether you'd prefer a textured wood grain or a smooth surface finish, and whether you want the same colour on both sides of the frames, or different colours on the inside such as Irish Oak externally and White internally.





# Colour options

Supplied in the same range of foil colours as our other products, providing a consistent colour match with other windows and doors in your property.



White



White Woodgrain



Smooth Ivory



Cream Woodgrain




Irish Oak



Golden Oak



Chartwell Green



Rosewood



Grained Anthracite



Matt Anthracite



Light Grey



Agate Grey



Basalt Grey



Black Woodgrain

# Hardware choice

Our door hardware come in a variety of colours to help you achieve your desired look.



White



Black




Gold



Chrome



Silver





# Step by Step

## What you need to know

Every conservatory designed and manufactured to your exact requirements, so we believe that it is important that you are involved in every step of the design process.

Planning your new room together with us will help you to address all of the main design considerations and more.



### 1. Quotation

We will discuss conservatory options with you to find the style that best suits you and your property. We will then provide you with a free, no obligation quote.



### 2. Design Process

We will design and produce technical drawings so that you are able to visualise your new conservatory before a single brick has been laid or window installed.





### 3. Technical Survey

A technical survey is carried out by one of our professional surveyors. They will visit the site in order to take accurate measurements to be used for bespoke manufacturing.



### 5. Planning Permission

Usually planning permission is not required as a conservatory is a 'permitted development'. (We can carry out the planning permission process on your behalf if required.)



### 7. Roof Structure

Once the walls and windows are in place we will install your choice of roof. This is the final stage of the conservatory building process.



### 4. Plans

We will draw up a groundwork plan and a detailed structural plan using the details gathered during the technical survey. We will use this to build your conservatory.



### 6. Building Work

We will lay the foundations for your new conservatory. Once these are in place we will build the base and walls that form a solid support for the uPVC structure.



### 8. Your New Conservatory

Your new conservatory is ready for you to enjoy. It's time to move your furniture in and sit back and relax in your brand new living space.







# Before you buy...

Once you've decided on a new conservatory there are a few considerations to think about.

Here's a little head start about what you may need to consider.

## LOCATION

Try to establish which direction the conservatory will face as this will likely impact upon the recommended glazing specification.

## FUNCTION

The purpose of your new room will almost certainly affect the best style, size, specification and layout that will work best for you.

## ACCESSORIES

Once you've decided on the specification of your conservatory, think about the finer details and ask your design consultant to include accessories such as fans and heaters in your quotation.

## QUOTES

Conservatories are completely bespoke products and it is often very different to compare two or more prices on a truly 'like-for-like' basis.

## GUARANTEE

It's a given that conservatories are designed to look great and function well for a very, very long time. Post-installation it is sometimes necessary to make small remedial adjustments to ensure that this remains the case.

All of our conservatories are covered by a comprehensive guarantee.

## REVIEWS

Read what other homeowners and previous clients think of your short listed suppliers by asking to see their reviews and testimonials.

## SHOWROOMS

Brochures and websites only do partial justice to the built-in innovation and quality of modern conservatories. Take the time to visit showrooms to see and feel the products in person.





Contact us to book your free no obligation design and quote

Tel: **01455 632731** Email: **[contactus@progresswindows.com](mailto:contactus@progresswindows.com)**

**Progress Windows** 30 Westfield Rd, Hinckley LE10 0QW

**[www.progresswindows.com](http://www.progresswindows.com)**